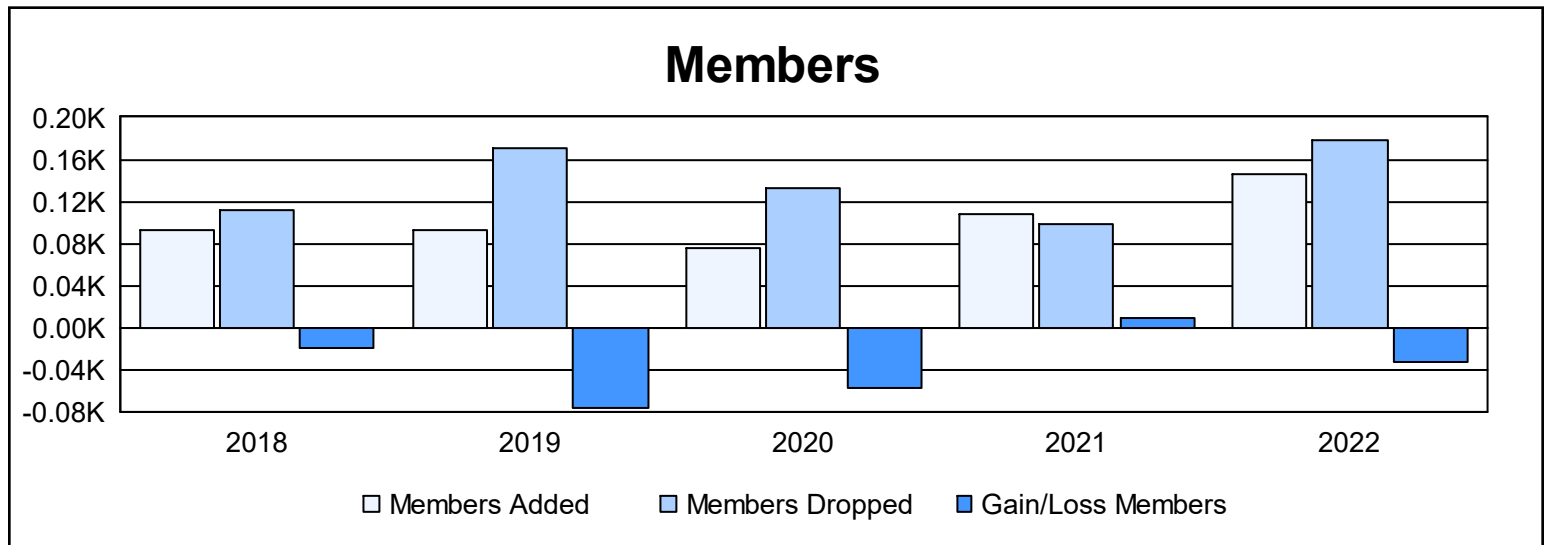
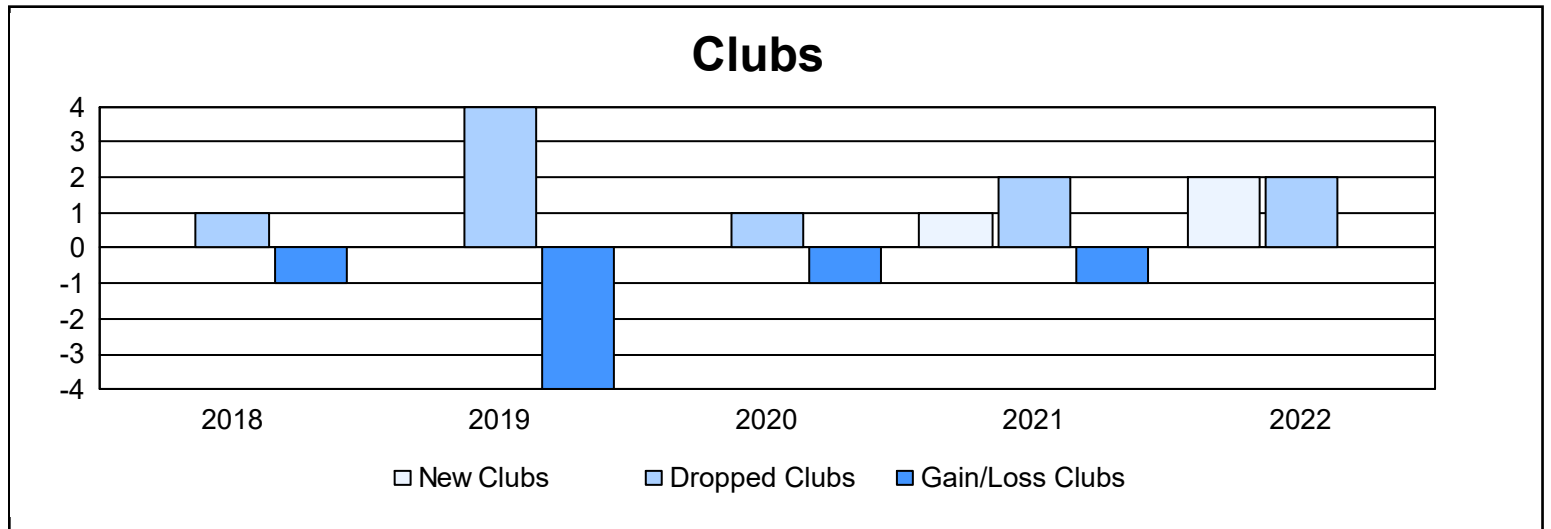
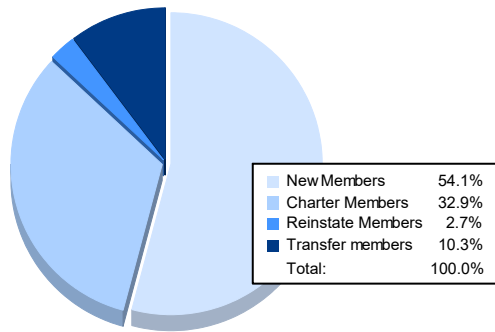


| Year           | New Clubs | Dropped Clubs | Gain/ Loss Clubs | New Members | Charter Members | Reinstate Members | Transfer Members | Total Member Added | Total Members Dropped | Gain/ Loss Members |
|----------------|-----------|---------------|------------------|-------------|-----------------|-------------------|------------------|--------------------|-----------------------|--------------------|
| 2017-2018      | 0         | 1             | -1               | 72          | 0               | 8                 | 13               | 93                 | 112                   | -19                |
| 2018-2019      | 0         | 4             | -4               | 62          | 1               | 9                 | 21               | 93                 | 170                   | -77                |
| 2019-2020      | 0         | 1             | -1               | 63          | 1               | 2                 | 10               | 76                 | 133                   | -57                |
| 2020-2021      | 1         | 2             | -1               | 74          | 29              | 2                 | 3                | 108                | 99                    | 9                  |
| 2021-2022      | 2         | 2             | 0                | 79          | 48              | 4                 | 15               | 146                | 178                   | -32                |
| <b>Average</b> | <b>1</b>  | <b>2</b>      | <b>-1</b>        | <b>70</b>   | <b>16</b>       | <b>5</b>          | <b>12</b>        | <b>103</b>         | <b>138</b>            | <b>-35</b>         |



### Membership Composition June 2022 Cumulative



### Gender Composition June 2022 Cumulative

